

SPECIFICATIONS:

MODEL NUMBER: 2088-474-144

PUMP DESIGN: Positive Displacement 3 Chamber Diaphragm Pump

CHECK VALVE: (1-Way Operation) Prevents Reverse Flow

CAM: 3.5 Degree

MOTOR: Permanent Magnet, P/N 11-187-00

VOLTAGE: 24 VDC Nominal

PRESSURE SWITCH: Factory Set @ 45 PSI Shut-Off, Turn On 25 ± 5 PSI
Adjustable From 30 to 50 PSI

LIQUID TEMPERATURE: 130 Degrees Fahrenheit (54 Degrees Centigrade) Max.

PRIME: Self-Priming Up To 10 Ft. Vertical,
Max. Inlet Pressure 30 PSI (2.1 Bar)

PORTS: 1/2" - 14 Male Parallel Thread

MATERIAL OF CONSTRUCTION:

PLASTICS- Polypropylene

VALVES- Santoprene

DIAPHRAGM- Santoprene

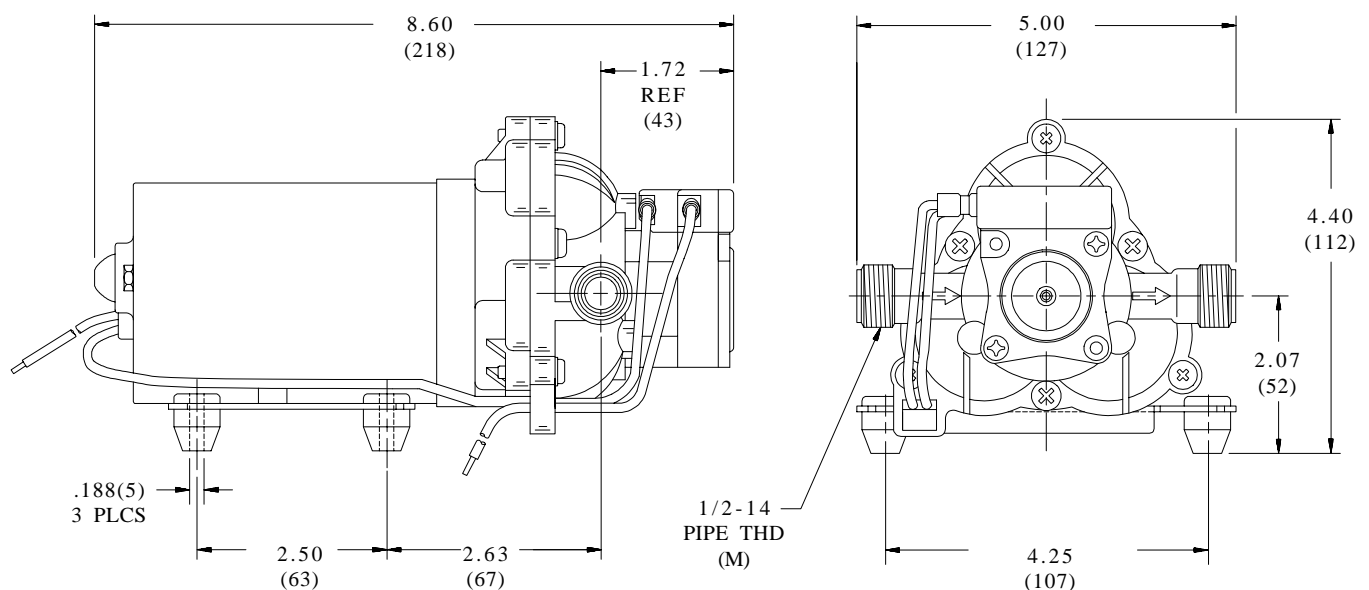
FASTENERS- Zinc Plated Steel

NET WEIGHT: 4.9 Lbs (2.22 Kg)

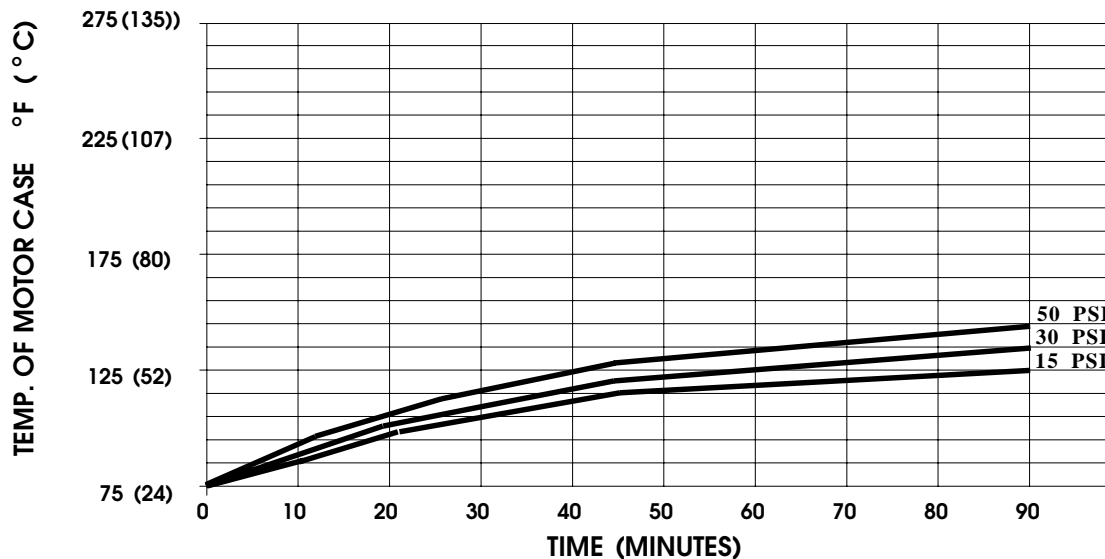
DUTY CYCLE: Intermittent (See Temp. Rise Chart)

TYPICAL APPLICATIONS: Industrial Transfer

DIMENSIONS:

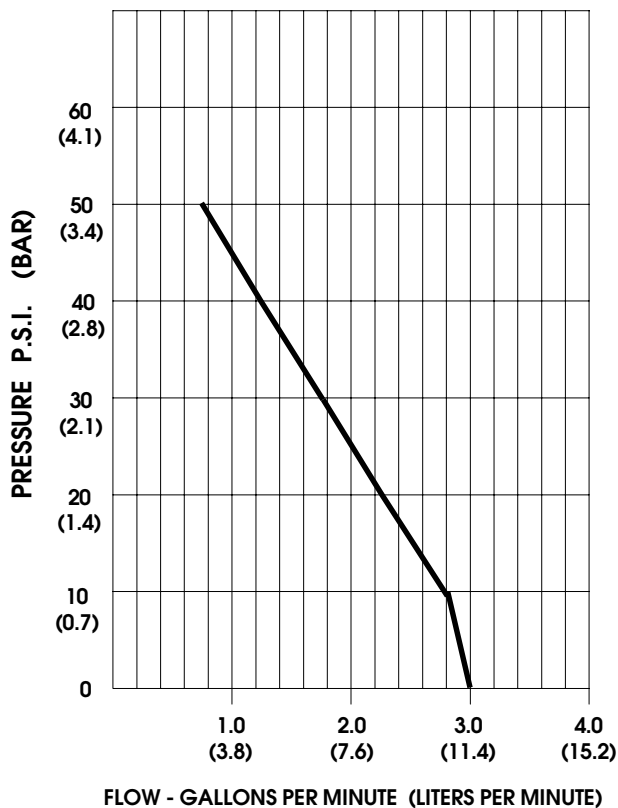


TEMPERATURE RISE



THIS GRAPH IS FOR USE AS A DESIGN GUIDE. IT IS BASED ON RUNNING CONTINUOUSLY WITH AN AMBIENT TEMPERATURE OF 75° F IN STILL AIR.

TYPICAL PERFORMANCE



PRESSURE (PSI)	FLOW (GPM/LIT)	RPM MIN/MAX	CURRENT (AMPS)	VOLTAGE (VOLTS)
OPEN	3.00/11.3	2218/2260	2.34	24VDC
10	2.80/10.6	2210/2250	2.41	"
20	2.25/8.5	2150/2195	2.63	"
30	1.75/6.6	2100/2140	2.73	"
40	1.25/4.7	2065/2100	2.71	"
50	0.75/2.8	2040/2070	2.45	"

*-SPECIFICATIONS SUBJECT TO CHANGE WITHOUT NOTICE.
-ALL DATA BASED ON TESTING WITH WATER.*