



SEAFLO®



KAYAKS / SUPS / PADDLES / FLOATING DOCK

ISO9001 & ISO14001 AS/NZS 2906:2001 SGS CE BSCI



LIANCHENG FACTORY

FOUNDED IN
2008

3 Million Annual Capacity

53,000
Square meters

600⁺
Customers

140⁺
Patents



Testing pool

- Factory-Owned , Lower cost and huge production capacity
- Shelf-stable Quality
- Research & Development
- Flexible Customization (OEM & ODM)
- Super Store's Supplier



SECOND PHASE FACTORY



XIAMEN - R&D / MARKETING CENTER



R & D



Kayak Manufacture






Warehouse



Show room

TABLE OF CONTENTS

	Company Profile	2-3
	Sit-On-Top Kayak	4-5
	Sit-In Kayak	11-13
	Fishing Kayak	14-15
	Hard Plastic SUP	16-17
	Inflatable SUP	18-19
	Kid's Kayak	20-21
	Kneed Board & Multi-Function Board	22-23
	Paddle	24-26
	Life Jacket	27
	Watersport Accessories	28-29
	Floating Dock	30-35
	Fuel Can	36
	Portable Toilet	37









8'9" / 266.7cm	27.2" / 69 cm	9.3" / 23.7 cm	38.7 lbs / 17.6 kg	1 Adult	205 lbs / 93 kg
Length	Width	Depth	Weight	Paddlers	Capacity

SF-1003 SINGLE SIT-ON-TOP KAYAK

This sit on top kayak was designed for fun-loving paddlers, comes with a padded backrest and sailing self-storage hatch for added storage beneath the deck, rear with cargo net cover, bow storage area with bungee cords. The stackable design make it easy to store your kayak for next summer.




Recommended Parts

					
Paddle	Life Jacket	Kayak Trolley	Fish Rod Holder	Roof Rack	Paddle Leash
SFPD2-06	SF-LJ003	SF-TR002	SF-RH002	SF-RR004	SF-RL001

SF-1003BLOW-MOLDED KAYAKS

Create flow s.r.o.



www.seaflo.com



REGULAR STOCK COLOR



Recommended Parts



Paddle SFPD2-06 Life Jacket SF-LJ003 Kayak Trolley SF-TR002 Roof Rack SF-RR004 Paddle Leash SF-RL001



2002 REGULAR STOCK COLOR

4001 REGULAR STOCK COLOR



7'9" / 237.5cm	32" / 81.3 cm	11.4" / 29 cm	37 lbs / 16.8 kg	1 Adult+1 child	235 lbs / 107 kg
Length	Width	Depth	Weight	Paddlers	Capacity

SF-2002 FAMILIES SIT-ON-TOP KAYAK (1 ADULT + 1 CHILD)

This sit on top kayak is designed for one adult and one child , so that you can enjoy paddling with your kid. Lots of convenient features make it fun and comfortable to use. It will be very safe and stable with Kids handle in front and wide hull.



11'2" / 340cm	33.9" / 86 cm	11.4" / 29 cm	57.9 lbs / 26.3 kg	2 Adult+2 child	485 lbs / 220 kg
Length	Width	Depth	Weight	Paddlers	Capacity

SF-4001 FAMILIES SIT-ON-TOP KAYAK (2 ADULT + 2 CHILD)

The SEAFLO "Families sit-on-top" kayak with two comfortable backrests for adults and two seats for kids perform well especially for your families' long paddling adventures. The kayak is constructed of blow-molded high-density polyethylene (HDPE) which is making it durable, UV-protected, and impact resistant. With front and rear molded handles it will be much easy to carry and bring it to the waterfront This kayak has plenty of "extras" to enhance your paddling experience including multiple footrest positions ,backrest , handle for kids , bungee and cup holder.






8.8" / 265.5 cm	27.4" / 69.5 cm	10.6" / 27 cm	33.9 lbs / 15.4 kg	1 Adult	220 lbs / 100 kg
Length	Width	Depth	Weight	Paddlers	Capacity

SF-1010 ADULT SINGLE SIT-ON-TOP KAYAK

This sit on top kayak is our new design for fun-loving paddlers, comes with a hard plastic backrest, super comfortable when paddling. It can be easily transported as there is tail wheel included with the kayak. The stackable design make it easy to store your kayak for next summer. In addition, you can choose whether or not to have a fishing rod.


Recommended Parts



REGULAR STOCK COLOR



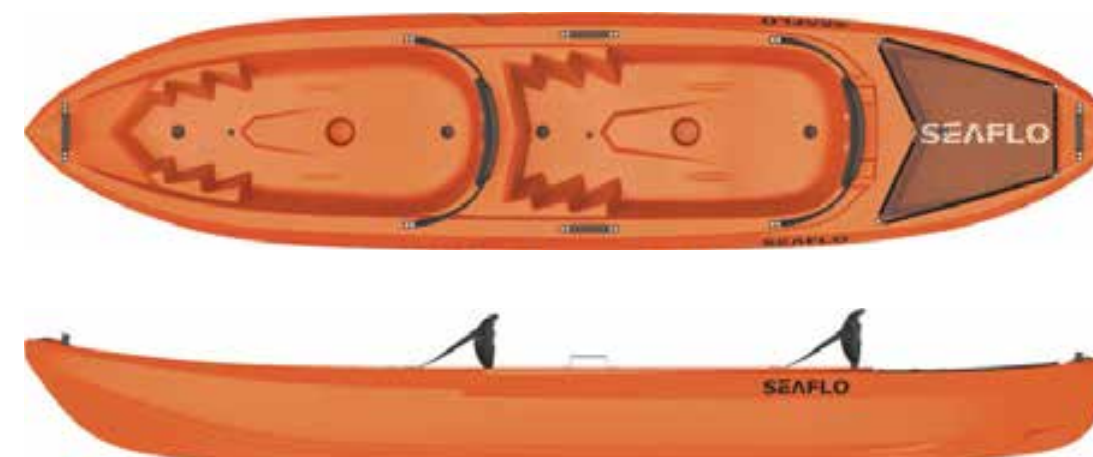
Recommended Parts



SF-2003 TANDEM SIT-ON-TOP KAYAK

New Arrival - Tandem Kayak. This kayak is constructed of blow-molded high-density polyethylene(HDPE)which is making it durable, UV-protected, and impact resistant. And also the rocket profile and lifted bow ensures that it turns quickly and easily punches through waves. Additional features include multiple footrest positions, four lift handles, drain plug, and net lacing, cup holder.


REGULAR STOCK COLOR



11'9" / 359.2 cm	31.8" / 80.7 cm	15.61" / 39.5 cm	65.3 lbs / 29.7 kg	2 Person	High Density Polyethylene
Length	Width	Depth	Weight	Paddlers	Hull Material



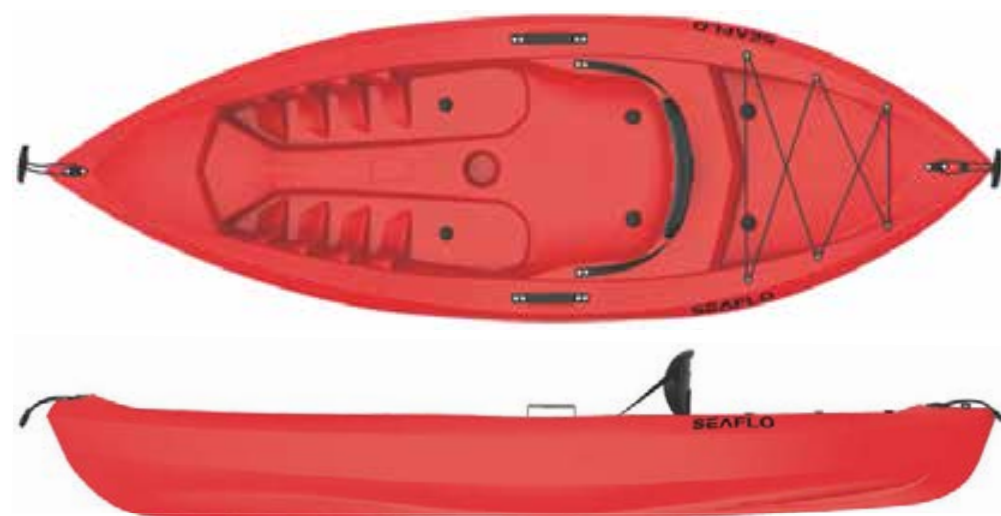
Recommended Parts



REGULAR STOCK COLOR

SF-1008 ADULT SINGLE SIT-ON-TOP KAYAK

This new adult's kayak and the SF-1007 fishing kayak are the same series, classical sit on style with foldable backrest and small size make it comfortable to paddle.



8' / 244 cm	31.7" / 80.5 cm	12.2" / 31 cm	34.8 lbs / 15.8 kg	1 Person	275 lbs / 125kg
Length	Width	Depth	Weight	Paddlers	Capacity



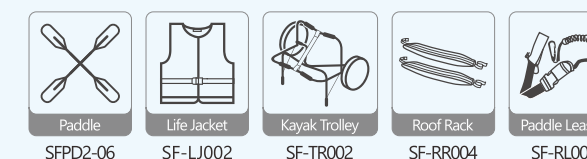
SF-1006 ADULT SINGLE SIT-ON-TOP KAYAK

8'9" / 267.8 cm	30.9" / 78.5 cm	13.9" / 35.3 cm	17.2 lbs / 37.8 kg	1 Person	220 lbs / 100 kg
Length	Width	Depth	Weight	Paddlers	Capacity



This sit-in kayak provides the perfect combination of comfort, stability and performance in an exceptionally versatile pack. Great performance for rivers and lakes.

Recommended Parts



REGULAR STOCK COLOR



10' / 302.8 cm	28.9" / 73.5 cm	12.7" / 32.3 cm	40.5 lbs / 18.4 kg	1 Adult	279 lbs / 127 kg
Length	Width	Depth	Weight	Paddlers	Capacity

SF-1004 ADULT SINGLE SIT-IN KAYAK

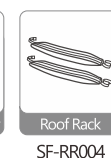
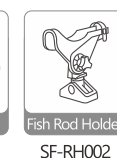

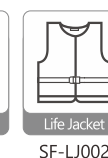

This sit-in kayak is designed for fun-loving paddlers. Polyethylene blow molding process makes its weight super light. With slim hull shape, the typical length makes it moves fast and extremely efficient. The rocket head and arch design ensures its maneuverability and easily breaking the waves. The kayak includes an adjustable padded backrest, besides the front bungee and rear storage platform with cargo net, also it provides a storage hatch, all of the designed features make you comfortable and convenient while paddling.




REGULAR STOCK COLOR



Recommended Parts






10' / 304.7 cm	32" / 81.4 cm	12.8" / 32.5 cm	48.2 lbs / 21.9 kg	1 Adult	286 lbs / 130 kg
Length	Width	Depth	Weight	Paddlers	Capacity

SF-1007 BLOW-MOLDED FISHING KAYAKS


The Seaflo fishing kayak is durable and designed to accommodate you as your comfortable fishing gear. Sit-on-top style with foldable backrest and especially the foot area design make you feel comfortable either sitting or standing on the boat. 2 Flush rod holders, 1 adjustable rod holder, and 2 deck mount mounting brackets make the fishing convenient. Multiple storage areas with one at the front and the other one at the rear, provid-ing plenty of space to keep your stuffs. Paddle rests: Two secure paddle parks that prevent paddles from falling overboard when not in use. Tail wheel and multiple carrying handles for easy overland transport.




Recommended Parts




Paddle
SFPD2-06



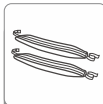
Life Jacket
SF-LJ003




Kayak Trolley
SF-TR003



Fish Rod Holder
SF-RH002



Roof Rack
SF-RR004



Paddle Leash
SF-RL001

Create flow s.r.o.

SF-1007 BLOW-MOLDED FISHING KAYAKS




REGULAR STOCK COLOR





Recommended Parts



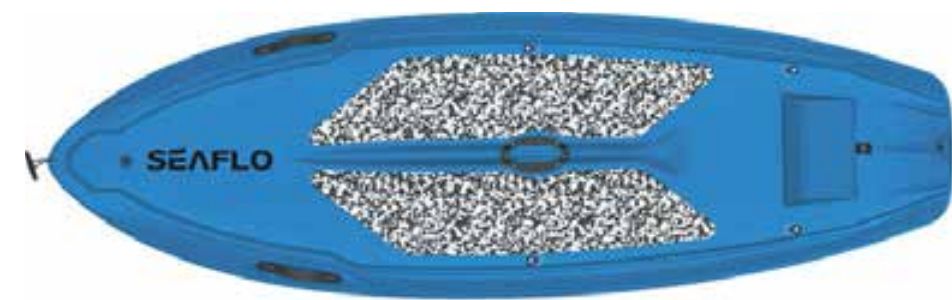
REGULAR STOCK COLOR



8' / 242 cm	30" / 76 cm	6.3" / 16 cm	31 lbs / 14.2 kg	1 child	132 lbs / 60 kg
Length	Width	Depth	Weight	Paddlers	Capacity

SF-S001 CHILD PADDLE BOARD

This highly functional stand-up board is special designed for all ages and weights up to 132lbs. Equipped with two sides handle, anti-slip textured surface, the removable fin can be installed and removed in seconds.



9'6" / 290.5 cm	35.8" / 91 cm	7.3" / 18.5 cm	45.3 lbs / 20.6 kg	1 Adult	230 lbs / 104 kg
Length	Width	Depth	Weight	Paddlers	Capacity

SF-S002 ADULT PADDLE BOARD

These SUPs are multi-purpose boards designed for use in flat-water or light surf. Includes two side carry handles and a padded anti-slip deck mat that offers a secure riding experience, comes with a removable fin. It is a full workout as well, targeting your core, balance and stability, and cardio strength, also helps relieve stress.




SF-IS001S-10 INFLATABLE SUP BOARD

10' / 305cm	30" / 75 cm	6" / 15 cm	30.9 lbs / 14 kg	3 fins (2+1)	265 lbs / 120 kg
Length	Width	Depth	Weight	Fins	Capacity

This board is designed specially to start riding waves. The fast rocker line and stable stance offer straightforward wave catching characteristics and good speed, so you can focus 100% on the wave. It is great board for paddlers with its generous volume making it easy to balance on for riders.

Standard Equipment

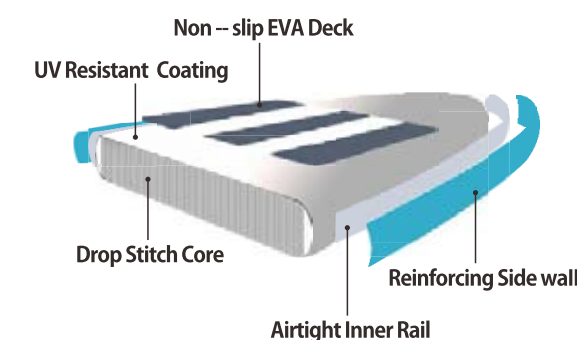
- Aluminium paddle (3 parts)
- Hand pump with gauge
- Back pack
- 10ft leash
- Repairing kit



SF-IS002S-11 INFLATABLE SUP BOARD

11' / 335cm	30" / 75 cm	6" / 15 cm	33.1 lbs / 15 kg	3 fins (2+1)	331 lbs / 150 kg
Length	Width	Depth	Weight	Fins	Capacity

This board is designed for speed and youth racing class. The narrow nose supplies good speed and agility, while its 30" width and round tail offer a good balance and stability. Also because of its round tail, it can be used for touring with a quicker speed.



Standard Equipment

- Aluminium paddle (3 parts)
- Hand pump with gauge
- Back pack
- 10ft leash
- Repairing kit





SF-1002
KID'S
KAYAK



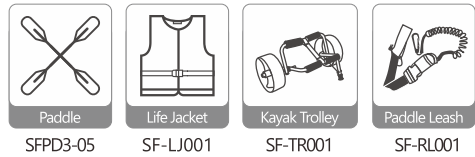
REGULAR STOCK COLOR

6'1" / 186 cm	24.6" / 62.5 cm	8.8" / 22.3 cm	20.5 lbs / 9.3 kg	1 child	121 lbs / 55 kg
Length	Width	Depth	Weight	Paddlers	Capacity

This little kayak is responsive and stable, good for lakes, ocean bay and slow rivers. It is perfect for the kids. Includes great features like our PE padded backrest and freedom foot placement for comfortable paddling, self-bailing cup holder. The front and rear has cargo net lacing for safe storage.



Recommended Parts



Create flow s.r.o.



SF-1005 CHILD SINGLE SIT-ON-TOP KAYAK

6' / 181.5 cm	25" / 63.5 cm	9.1" / 23.2 cm	18.5 lbs / 8.4 kg
Length	Width	Depth	Weight
1 child	117 lbs / 53 kg		
Paddlers	Capacity		

The kid's small kayak provides a stable paddling platform to keep your child safe. Light weight and compaction make transportation easy. It is perfect for kids recreational kayaking.



SF-1011 CHILD SINGLE CROCODILE KAYAK

6'7" / 200.8 cm	24.6" / 62.5 cm	10.6" / 27 cm	21.3 lbs / 9.7 kg
Length	Width	Depth	Weight
1 Preson	147 lbs / 67 kg		
Paddlers	Capacity		

Look out! A Crocodile is coming.
New Innovative Arrival - Crocodile Kayak. It is specially designed for children, unique styling makes your child be the people focus when he/she is in the water.
Thanks to the blow mold processing, the kayak is very light for children to carry. The flat bottom shape and Hydrodynamic design make the kayak easy and safe to paddle.

Recommended Parts



REGULAR STOCK COLOR

REGULAR STOCK COLOR



SF-S005 ADULT MULTI-FUNCTION BOARD



4'119cm Length	20.1"/51m Width	4.1"/10.5cm Depth	7.9lbs/4.4kg Weight
1Adult Riders	HighDensity Polyethylene Hull Material		

SF-S006 CHILD MULTI-FUNCTION BOARD



3'7"/108,8cm Length	15.4"/39.2cm Width	4.9"/12.5cm Depth	5.7lbs/2.6kg Weight
1Kid Riders	HighDensity Polyethylene Hull Material		

It is a fantastic multifunction board for adults. Can be played in multi ways, such as water skiing, sand skiing, grass skiing, snow skiing etc, also can be used as a kneeboard. Unique slip-on foot straps can be played in a variety of positions, so you can choose your riding style. Ultra-light weight and small size make it very easy to take it every-where you go.

This is a fantastic multifunction board for kids. Can be played in multi ways, such as water skiing, sand skiing, grass skiing, snow skiing etc. Ultra-light weight and small size make it very easy to take it everywhere you go.

SF-S007 KNEE BOARD

4'1"/125cm Length	19.7"/50cm Width	4.7"/12cm Depth	8.92lbs/4.05kg Weight	1Person Riders	Linear low density polyethylene Board Material
----------------------	---------------------	--------------------	--------------------------	-------------------	---

Ready for something new this summer? Bring the SeaFlo knee board out on the water, while the anti-slip mat and locking strap provide a secure ridding experience. Experience the thrill and excitement with this easy to do watersport that will have your craving for more water time.

REGULAR STOCK COLOR




REGULAR STOCK COLOR

REGULAR STOCK COLOR



Adult's Paddles


SFPD1-01



Blade: Polypropylene
Handle Width: 9.8 cm (3.9")
Shaft Diameter: Ø 2.5 cm / 2.7 cm (0.98" / 1.06")
Surface Area: 443.79 cm² (68.8 sq.in)

Shaft: Aluminum6061-T6
Blade Size L×W: 36.4 cm×15.7 cm (14.3"×6.18")
Length: 53cm-107.5cm (20.9"- 42.3")
Weight: 475 g (1.0 Lbs)

SFPD2-05



Blade: Nylon 66 Plastic (include fiberglass)
Handle Width: 10 cm (4.0")
Shaft Diameter: Ø 2.8/2.5 cm (1.1"/1.0")
Surface Area: 813.9 cm² (1126.2 sq.in)

Shaft: Aluminum6061-T6
Blade Size L×W: 56.6 cm×21.5 cm (22.3"×8.5")
Adjustable Length: 152 cm - 212 cm (59.8"-83.5")
Weight: 890 g (2.0 Lbs)



SFPD2-06



Sale Highly Recommend For Kids

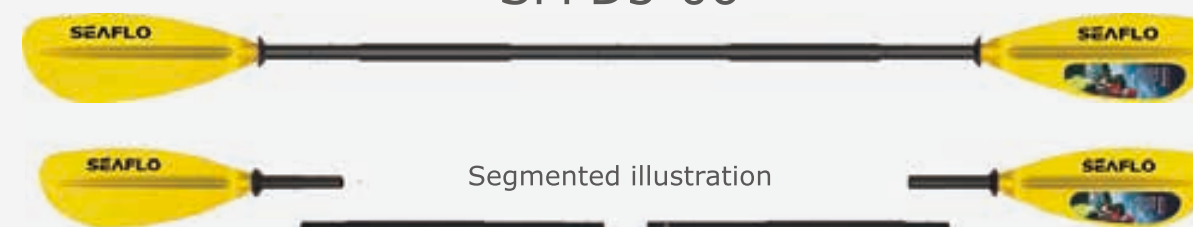
Blade: Polypropylene + 20% Fiberglass
Handle Width: N/A
Shaft Diameter: Ø 2.8 cm (1.1")

Surface Area: 639.38 cm² (99.1 sq.in)
Shaft: Aluminum6061-T6
Blade Size L×W: 52.3 cm×17 cm (20.6"×6.7")

Length: 220 cm (86.6")
Weight: 953 g (2.1 Lbs)



SFPD3-06



Blade: Nylon 66 Plastic (include fiberglass)
Handle Width: N/A
Shaft Diameter: Ø 2.8 cm (1.1")

Surface Area: 635.38 cm² (101.3 sq.in)
Shaft: Aluminum6061-T6
Blade Size L×W: 52 cm×17 cm (20.5"×6.7")

Length: 213 cm (83.9")
Weight: 1360 g (3.0 Lbs)



SFPD1-04



Blade: Nylon 66 Plastic (include fiberglass)
Handle Width: N/A
Shaft Diameter: Ø 2.8 cm (1.1")

Surface Area: 635.38 cm² (101.3 sq.in)
Shaft: Aluminum6061-T6
Blade Size L×W: 52 cm×17 cm (20.5"×6.7")

Length: 213 cm (83.9")
Weight: 1360 g (3.0 Lbs)

SFPD2-04



Blade: Nylon 66 Plastic (include fiberglass)
Handle Width: N/A
Shaft Diameter: Ø 2.8 cm (1.1")

Surface Area: 635.38 cm² (101.3 sq.in)
Shaft: Aluminum6061-T6
Blade Size L×W: 52 cm×17 cm (20.5"×6.7")

Length: 213 cm (83.9")
Weight: 1375 g (3.0 Lbs)





CHILD'S PADDLES

SFPD3-01



Blade: Polypropylene
Handle Width: N/A
Shaft Diameter: Ø 2.7 cm (1.1")
Surface Area:405.35 cm² (62.8 sq.in)

Shaft: PVC
Blade Size Length×Width: 33.7 cm× 15.3 cm (13.3"× 6.0")
Length: 127 cm (50.0")
Weight: 420 g (0.9 Lbs)

SFPD3-05



Blade: Polypropylene (include fiberglass)
Handle Width: N/A
Shaft Diameter: Ø 2.8 (1.1")
Surface Area: 422.12 cm² (65.4 sq.in)

Shaft: Aluminum6061-T6
Blade Size Length×Width: 38.7 cm× 16.5 cm (15.2"× 6.5")
Length: 160 cm (63.0")
Weight: 520 g (1.1 Lbs)

SFPD1-05



Blade: Polypropylene (include fiberglass)
Handle Width: 10 cm (4.0")
Shaft Diameter: Ø 2.8 / 2.5 cm (1.1"/1.0")
Surface Area: 422.12 cm² (65.4 sq.in)

Shaft: Aluminum6061-T6
Blade Size Length×Width: 38.7 cm× 16.5 cm (15.2"× 6.5")
Adjustable Length: 140 cm-200cm (55.1"- 78.7")
Weight: 550 g (1.2 Lbs)



SF-LJ001
FOR CHILD

SF-LJ002

SF-LJ003

LIFE JACKET

Model:	SF-LJ001	SF-LJ002	SF-LJ003
Material :	65% EPE foam + 35% Dacron		
Size :	40x30cm	45x35cm	50x40cm
Weight :	0.54lbs/0.245kg	0.57lbs/0.261kg	0.65lbs/0.295kg
Color :	Red and Grey	Red and Grey	Red and Grey
Capacity :	25-40kg	60-80kg	80-100kg



ROOF RACK

SF-RR003

Material: 600DPVC PE Foam
N.W: 0.7kg
Capacity: 60kg
Carton size: 28.9"X5.7"X5.7"
73.5cmX14.5cmX14.5cm

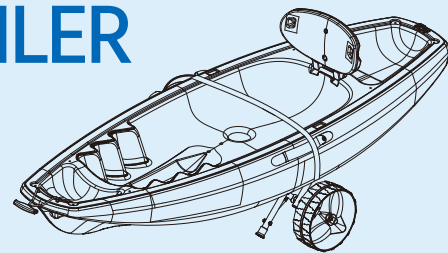


SF-RR004

Material: 600DPVC+PE Foam +PVC Leather
N.W: 1.4kg
Capacity: 60kg
Carton size: 36.6"X7.7"X4.7"
93cmX19.5cmX12cm



TRAILER




SF-TR001

Weight: 4.3 LBS / 1.95 KG
Packing Size: 61.5 cm × 27 cm × 16.3 cm
Folded size: 58.7 cm × 26.0 cm × 8.5 cm
Capacity: 150 LBS / 68.03 KG



SF-TR002

Weight: 5.1 LBS / 2.32 KG
Packing Size: 72.0 cm × 32.5 cm × 16.5 cm
Folded size: 69.5 cm × 31.0 cm × 8.5 cm
Capacity: 200 LBS / 90.72 KG



MOUNTING BRACKET



SF-MB001

Material: Polyamide + Fiberglass
N.W. : 0.13LBS/0.06KG
Size: 100mm*51mm
Post height: 42.5mm
Base screw hole distance: 81mm*33mm

FISHING ROD HOLDER



SF-RH002

Adjustable Fishing Rod Holder
Material: Polyamide + Fiberglass
N.W. : 0.73LBS/0.33KG
Base size: 100mm*51mm
Base screw hole distance: 81mm*33mm
Rod holder inner diameter: 33mm



SF-RH003

Flush Fishing Rod Holder
Material: Polyamide + Fiberglass
N.W. : 0.32LBS/0.144KG
Hole depth: 225mm
Tilt angle: 60°
Rod holder inner diameter: 42mm

BACKREST



SF-BR001

eat back size : 24 cm * 52.8 cm



SF-BR002

Seat pad size : 31.5 cm × 37.2 cm
Seat back size : 45.5 cm × 52.5 cm



SF-BR003

Seat pad size : 28.2 cm × 48.4 cm
Seat back size : 61.8 cm × 41.5 cm



FLOATING DOCK

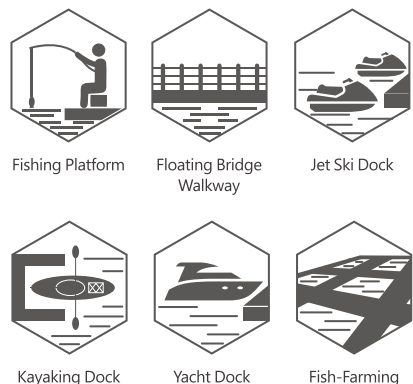
SEAFLO Floating Dock is manufactured by Blow Molding process. It can be floating on the water with great loading capacity.

The dock units are made out of HDPE material added with some relevant chemical additives, which makes the floating dock strong and durable enough to resistant to terrible climate change and some damage activities, it is also resistant to UV ray, freezing, and corrosion by marine chemical or oil. No pollution to the environment, and no harm to our living world.


The modular design makes it easy and fast to assemble floating platforms and it can go up or down automatically along with the tidewater, it is supper flexible to fit in various of sceneries.

Perfect solution to build the Floating Platforms, such as Floating Bridges, Floating Docks etc.


Application scenario



Single Cube Unit



FT01-02-00



1 Square Meter Rendering

LOW FLOATING DOCK UNIT

Each one square meter is made up of 4 units
More applicable for lower height request of floating platform, the cost could be saved more.

Size: 50 x 50 x 25 cm (L x W x H)

N.W.: about 5.0 KG

Material: HDPE

Load capacity: 220KG/m²

PANTONE Colour: GRAY / BLUE / RED



FT01-01-00



1 Square Meter Rendering

SINGLE FLOATING DOCK UNIT

Each one square meter is made up of 4 units

Draft of water without load: 2.5-3cm

safe application:

Draft of water with load of 150kgs: 15-20cm

load limit:

Draft with load of 325kgs: 35-40cm

Size: 50 x 50 x 40 cm (L x W x H)

Material: HDPE

N.W.: about 7.0 KG

Load capacity: 350KG/m²

PANTONE Colour: GRAY / BLUE / RED



FT01-03-00



1 Square Meter Rendering

DOUBLE FLOATING DOCK UNIT

Each one square meter is made up of 2 units

With using double floating dock unit, the installation becomes simpler and higher efficient, also the cost could be saved more.

Size: 100 x 50 x 40 cm (L x W x H)

Material: HDPE

N.W.: about 11.5 KG

Load capacity: 350KG/m²

PANTONE Colour: GRAY / BLUE / RED





FT01-02-00



U SHAPE FLOATING DOCK UNIT JET SKI FLOATING DOCK UNIT

This dock unit is applicable to park Jet ski, speed boat or small boat.

Size: 100 x 50 x 30 cm (L x W x H)

N.W.: about 10 KG

Material: HDPE

PANTONE Colour: GRAY / BLUE / RED



FT01-17-01



FENDER

It is used to protect the floating dock from being crashed by the boats.

Require 2 bolt kits to connect it with the edge of dock unit.

Size: 94 x 21 x 23 cm (L x W x H)

N.W.: about 3.6 KG

Material: HDPE

INSTALLATION DIAGRAM



1 Place according to the marks on the pontoon

2 Combination finished

3 Insert the short pin under 45 degree angle

4 Turn around the short pin by wrench

5 Tighten the nut, finished

Note: During the installation, when mark# 1 meets mark# 4, there will be gap between the lugs, and gasket is required to be inserted to secure the structure. If there is no gap between the lugs, gaskets are not needed.

PARTS



Baluster FT01-11-01

The same as the dock units, the baluster is made out of HDPE material, which is tenacious. The material is also added with various of chemical additives, such as anti-static electricity additive, antioxidant, UV resistant agent etc.

To build the rail post on the floating platform, normally PP-R pipes or mooring ropes are inserted through the baluster as the cross bar.

Material : HDPE

Baluster height : 120cm



Wrench FT01-16-00

Tool to assemble the dock

Material: S.S.

Height: 120cm



FT01-15-01

Cross Shape Bollard



FT01-15-02

Big Bollard



FT01-14-01/ FT01-08-02

Small Bollard

USED FOR MOORING THE VESSELS OR JET SKI

Material: HDPE

Size: 255mm*530mm

Material: HDPE

Size: 292*400mm

Material: HDPE

Size: 130*255mm



FT01-07-01

Long Pin

Put into 4 folded lugs of cubes to connect the cubes. Used for two or multi-layers floating structures.

Material: HDPE

Size: Φ180*650mm



FT01-07-00

Short Pin

Put into 4 folded lugs of floating cubes to connect the cubes tightly

Material: HDPE

Size: Φ180*233mm



FT01-07-02

Jet Ski Dock Pin

Put into lugs of V-shape dock units for strengthening structure

Material: HDPE

Size: Φ98*180mm



FT01-08-01

Bolt

FT01-08-02

Nut

Material: HDPE

Bolt Size: Φ90*140mm

Nut Size: Φ90*38mm



FT01-10-00

Thick Gasket

FT01-09-00

Thin Gasket

Material: HDPE

Thick Size: Φ95*38mm

Thin Size: Φ95*20mm



FLOAT APPLICATION

Pontoon / marina / motorboat dock / kayak wharf / leisure platform



FLOAT PRODUCTION

Mold development / blow molding process / personnel processing / warehousing





Plastic 5,10,20 Litres Auto Shut Off Fuel Cans

Fuel Container Gasoline, Diesel, Two-stroke engine oil EAP & AS/NZS 2906:2001 Standards

Description

Seaflo 5, 10 & 20 Litre automatic shut off fuel cans which are designed with specially proportioned rear handle for balanced pouring that is self venting for safer & easier pouring. Features reduced emissions to protect the environment and meets EAP & AS/NZS 2906:2001 Standards

Typical Applications

Car, lawnmower, atv or snowblower and other essential equipment topped off with fuel

Features

Complies to EPA & CARB Standards
Spill Proof, Durable Vented Pouring Spout
UV Stabilized High Grade Polyethylene
Certified to Australian Standard AS/NZS 2906:2001



Model	Capacity	Length	Width	Height	Weight (DRY)	Fuel	Color	Handle Type
SFGT-05-01	5L	260MM	130MM	275MM	0.8KG	Gasoline	Red	Built-in
SFGT-10-01	10L	290MM	160MM	346MM	1.3KG	Gasoline	Red	Built-in
SFGT-20-01	20L	330MM	190MM	476MM	1.8KG	Gasoline	Red	Built-in
SFDT-05-01	5L	260MM	130MM	275MM	0.8KG	Diesel	Yellow	Built-in
SFDT-10-01	10L	290MM	160MM	346MM	1.3KG	Diesel	Yellow	Built-in
SFDT-20-01	20L	330MM	190MM	476MM	1.8KG	Diesel	Yellow	Built-in
SF2T-05-01	5L	260MM	130MM	275MM	0.8KG	Two-stroke Gasoline Engine Oil	Green	Built-in
SF2T-10-01	10L	290MM	160MM	346MM	1.3KG	Two-stroke Gasoline Engine Oil	Green	Built-in
SF2T-20-01	20L	330MM	190MM	476MM	1.8KG	Two-stroke Gasoline Engine Oil	Green	Built-in

Consult factory for other available models

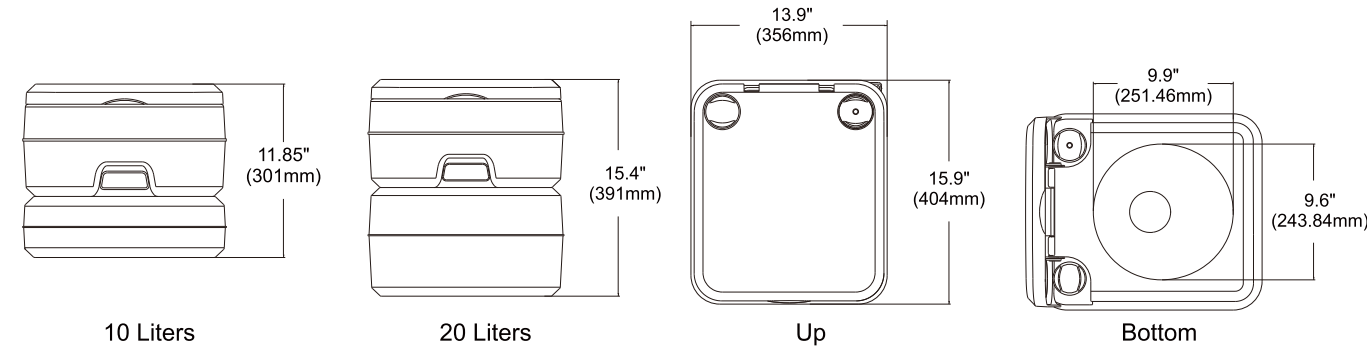


PORTABLE TOILET

Your Best Choice For Marine, Rv, camping Board Room, Medical Care, Children

FEATURES & BENEFITS

Light weight and durable
Brand new and high quality
Compact design for easy storage and transportation
Large, comfortable seat, simple to use, easy to maintain
No external water or power connections required
Easy to carry, easy to clean



Model	Fresh water tank	Waste holding tank	Dimension(L*W*H)mm	Color	Material	Package includes
SFPT-10-01	15 L (3.96 Gallon)	10 L (2.64 Gallon)	404*354*301	Grey	PP, PA, HDPE, ABS	1 x Portable Toilet, 1 x Owners' Manual
SFPT-20-01	15 L (3.96 Gallon)	20 L (5.28 Gallon)	404*354*391	Grey	PP, PA, HDPE, ABS	1 x Portable Toilet, 1 x Owners' Manual