

# Boxer 150

## Specifications and types



Zone 2 - Zone 22  
Zone 1 - Zone 21  
Zone 1 - Zone 21  
Zone M2  
IECEX

II 3G Ex h IIB T4 Gc e II 3D Ex h IIIB T135°C Dc X  
II 2G Ex h IIB T4 Gb e II 2D Ex h IIIB T135°C Db X  
II 2G Ex h IIC T4 Gb  
I M2 Ex h I Mb X \*  
Ex h IIB T4 Gb e Ex h IIIB T135°C Db


\*\* The Group IIC gas application string is applicable on Boxer series pumps in Conduct version with Conductive TFM diaphragms.  
\* The mining application string does not apply to aluminium pumps in the Boxer range.

Suction / delivery connections Boxer 150	1"1/4 f BSPP (*)
Suction / delivery connections FDA Boxer 150	1"1/4 Clamp (ISO)
Air fitting	1/2" f BSPP
Max. flow rate*	220 l/min
Max. supply air pressure	8 bar
Max. head*	80 m
Max negative suction head - dry-running**	4 m
Max negative suction head - with pump primed	9,5 m
Max. diameter suspended solids	5 mm
Noise	75 dB

(\*) NPT fittings only on request

\* The curves and the performances refer to pumps with immersed suction and open delivery outlet, with water at 20°C and vary depending on material composition.

\*\* The value depends on the pump configuration.



### PLASTIC MATERIAL PP (GF/CF) - PVDF

### Boxer 150



#### Maximum dimensions

Height	386 mm
Width	399 mm
Depth	220 mm

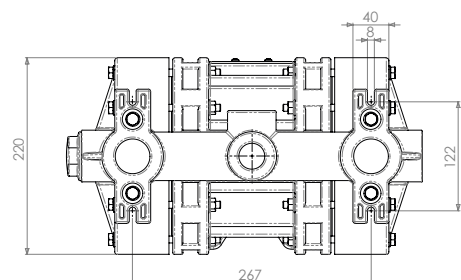
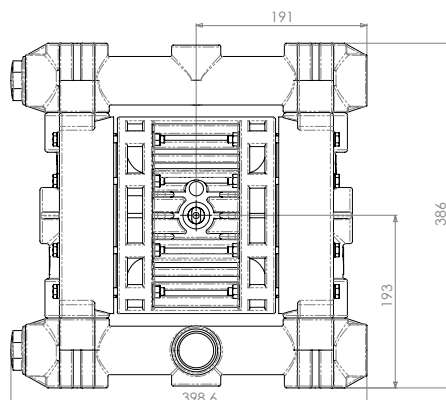
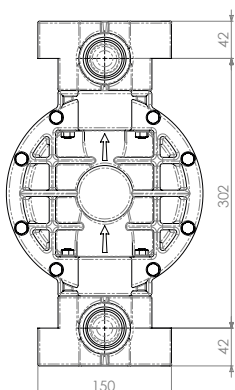


#### Construction mat. (casing and manifolds) and net weight

<b>POLYPROPYLENE</b> (with glass additive)	12 Kg
	Temp. 3°C min. 65°C max

<b>CONDUCTIVE POLYPROPYLENE</b> (with carbon additive)	12 Kg
	Temp. 3°C min. 65°C max

<b>PVDF</b> (with carbon additive)	14 Kg
	Temp. 3°C min. 95°C max



# Boxer 150

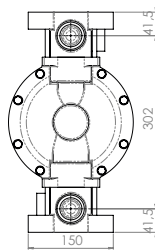
## Specifications and types



Zone 2 - Zone 22  
Zone 1 - Zone 21  
Zone 1 - Zone 21  
Zone M2  
IECEX

II 3G Ex h IIB T4 Gc e II 3D Ex h IIIB T135°C Dc X  
II 2G Ex h IIB T4 Gb e II 2D Ex h IIIB T135°C Db X  
II 2G Ex h IIC T4 Gb  
I M2 Ex h I Mb X \*  
Ex h IIB T4 Gb e Ex h IIIB T135°C Db

\*\* The Group IIC gas application string is applicable on Boxer series pumps in Conduct version with Conductive TFM diaphragms.  
\* The mining application string does not apply to aluminium pumps in the Boxer range.



### METAL MATERIAL - ALU

### Boxer 150



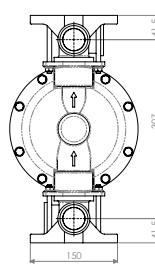
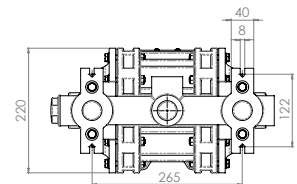
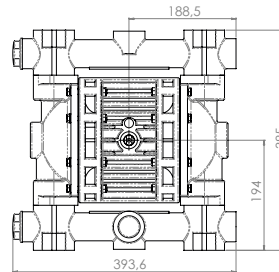
#### Maximum dimensions

Height	385 mm
Width	394 mm
Depth	220 mm



#### Construction mat. (casing and manifolds) and net weight

ALU	16 Kg
	Temp. 3°C min.
	95°C max



### METAL MATERIAL - AISI 316

### Boxer 150



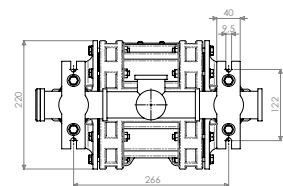
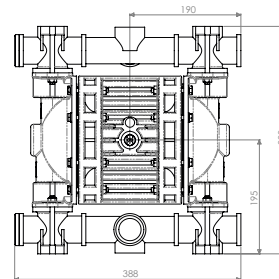
#### Maximum dimensions

Height	390 mm
Width	388 mm
Depth	220 mm



#### Construction mat. (casing and manifolds) and net weight

AISI 316	21 Kg
	Temp. 3°C min.
	95°C max



## FDA BOXER 150



### METAL MATERIAL - AISI 316

### FDA Boxer 150



#### Maximum dimensions

Height	404 mm
Width	450 mm
Depth	220 mm



#### Construction mat. (casing and manifolds) and net weight

AISI 316	23 Kg
	Temp. 3°C min.
	95°C max

# Boxer 150

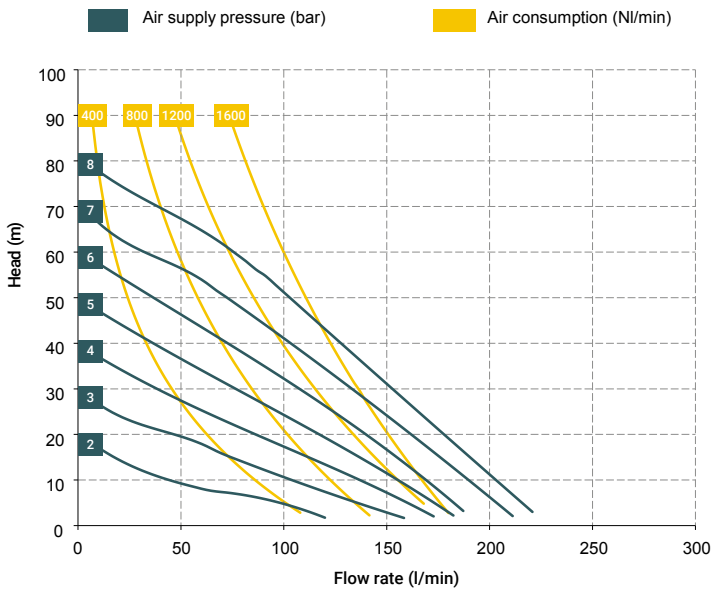
## Specifications and types



Zone 2 – Zone 22  
Zone 1 – Zone 21  
Zone 1 – Zone 21  
Zone M2  
IECEX

II 3G Ex h IIB T4 Gc e II 3D Ex h IIB T135°C Dc X  
II 2G Ex h IIB T4 Gb e II 2D Ex h IIB T135°C Db X  
II 2G Ex h IIC T4 Gb  
I M2 Ex h I Mb X \*  
Ex h IIB T4 Gb e Ex h IIB T135°C Db

\*\* The Group IIC gas application string is applicable on Boxer series pumps in Conduct version with Conductive TFM diaphragms.  
\* The mining application string does not apply to aluminium pumps in the Boxer range.



### T30 distributor material (compressed air circuit)

- POM

### Core material

- Polypropylene (with glass filler)
- Conductive polypropylene (with carbon filler)
- Aisi 316
- Aluminium

### Diaphragm materials

- PTFE
- HYTREL®
- SANTOPRENE
- NBR
- EPDM

### Cap materials

- Polypropylene (with glass filler)
- Conductive polypropylene (with carbon filler)
- PVDF
- Aluminium
- AISI 316 L

### Ball materials

- PTFE
- AISI 316 L
- EPDM
- NBR

### O-ring materials

- EPDM
- NBR
- VITON®
- PTFE

### Packaging

Cardboard box - 29 x 48 x 47 cm - weight 2 kg  
(the weight refers only to the packaging without the pump inside)

### Accessories

- Equaflex 200 (For damper materials, please refer to the technical data sheet)
- Truck model 01
- Foot valve
- Air regulation kit W3000-10-G
- Batch controller
- Stroke counter
- Flange kit (DIN flanges - ANSI on request)

The curves and performance of the pumps have been determined in accordance with the ANSI/HI 10.6/2016 standard and may vary depending on the composition materials.

### Debem procedure

1. The suction manifold positioned with a positive head of 50 cm.
2. The maximum length of the suction pipe is 50 cm without bends, elbows, filters, or other accessories.
3. The diameter of the suction pipe must be the same diameter as the manifold or larger.
4. The discharge pipe, including the flow meter, must not exceed 1 meter and must be the same diameter as the manifold.
5. If testing with longer pipes is necessary, pipes of larger diameter must be used, otherwise the data may be distorted.

Any colour variations in our polypropylene and PVDF products are due to the special blends of the raw materials used. The use of high levels of glass and long-fiber carbon filler result in a unique colour that does not in any way affect the quality of the product; on the contrary, it points to the high level of content used to ensure outstanding performance.

### BOXER 150 (PP):


A1 - A2 - A3 - A4 - A5 - A6 - M1 - M2 - M3 - M4 - M5 - M6

### BOXER 150 (PVDF):

A1 - A2 - A3 - A4 - A5 - A6 - M1 - M2 - M3 - M4 - M5 - M6

### BOXER 150 (ALU):

A1 - A2 - A3 - A4 - A5 - A6 - M1 - M2 - M3 - M4 - M5 - M6



### Standard fittings:


- Suction: A1
- Delivery: M1

### BOXER 150 (INOX):

A1 - A2 - A3 - M1 - M2 - M3

### Standard fittings:

- Suction: A1
- Delivery: M1



# Boxer 150

## Specifications and types



Zone 2 – Zone 22  
Zone 1 – Zone 21  
Zone 1 – Zone 21  
Zone M2  
IECEX

II 3G Ex h IIB T4 Gc e II 3D Ex h IIIB T135°C Dc X  
II 2G Ex h IIB T4 Gb e II 2D Ex h IIIB T135°C Db X  
II 2G Ex h IIC T4 Gb  
I M2 Ex h I Mb X \*  
Ex h IIB T4 Gb e Ex h IIIB T135°C Db

\*\* The Group IIC gas application string is applicable on Boxer series pumps in Conduct version with Conductive TFM diaphragms.  
\* The mining application string does not apply to aluminium pumps in the Boxer range.

## BOXER PUMPS CODES ENCODING

ex. IB150-P-HTTPV--  
Internal distributor, Boxer 150, body PP, air-side diaph. Hytrel®, product-side diaph. PTFE, AISI 316 L balls, PP ball seats, EPDM O-Ring.

IB07-	P	H	T	T	P	V	-	-
PUMP MODEL	PUMP BODY	AIR-SIDE DIAPHRAGM	FLUID-SIDE DIAPHRAGM	BALLS	BALL SEATS	O-RING	MANIFOLD	VERSION
IB07 - Boxer 07 IB15 - Boxer 15 IMICR - Microboxer IB35 - Boxer 35 IB50 - Boxer 50 IMIN - Miniboxer IB81 - Boxer 81 IB90 - Boxer 90 IB100 - Boxer 100 IB150 - Boxer 150 IB251 - Boxer 251 IB252 - Boxer 252 IB522 - Boxer 522 IB502 - Boxer 502 IB503 - Boxer 503	P - PP PC - PP+CF FC - PVDF+CF A - AISI 316 (L) AL - ALU	N - NBR D - EPDM H - Hytrel® M - Santoprene®	T - PTFE	T - PTFE A - AISI 316 L D - EPDM N - NBR	P - Polypropylene F - PVDF A - AISI 316 L I - PE-UHMW R - PPS L - Aluminium	D - EPDM V - Viton® N - NBR T - PTFE	X* 3* Y* W* K*	C* Z*

Example table, for the table with the complete codes please contact the Debem sales department.



\*X = split manifold  
\*3 = 3rd hole on the manifold  
\*Y = manifold with NPT fitting  
\*W = clamp manifold  
\*K = manifold with reinforcement rings  
(all on request only)


C = CONDUCT version for ATEX ZONE 1  
Z = Version for IECEx Standard



Self priming




Under head



Immersed



Drum Transfer



Split Suction



Split Suction and Delivery